



Dayanand Science College, Latur

FEEDBACK ANALYSIS OF INPUT RECEIVED FROM STUDENTS ON CURRICULUM

Academic Year 2020 -2021

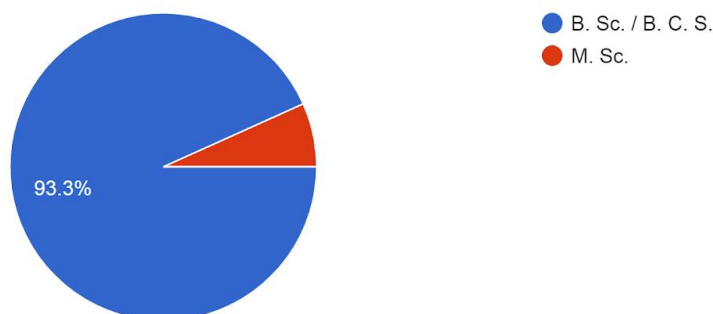
Dayanand Science College, Latur (MS), is unique, first oldest and the finest single faculty college of the region, pursuing excellence in education in several branches of Science. College has been insisting on sustaining quality in the realm of academic and administrative services. As a professional exercise, the IQAC initiates the conduct of feedback from various stakeholders. Online Feedback for the academic year 2020-2021 was provided by the students of the college. The feedback form had questions based on certain significant aspects such as:

- The outcome of the curriculum and syllabus
- Difficulty level of course content and level of course outcomes
- Fulfillment of learning objectives
- Learning resources, facilities and guidance
- Overall impression of the program & facilities

Online Students Feedback Graphical Representation:

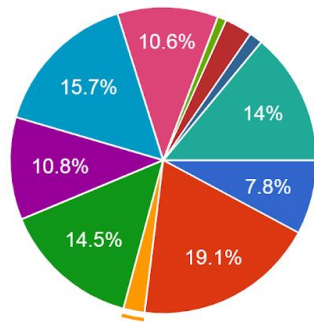
Class

1,071 responses



Subject

1,073 responses

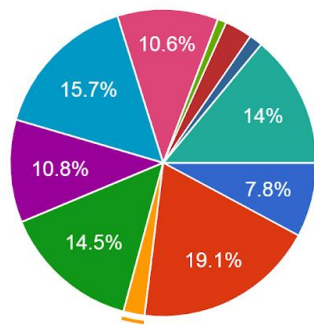


- Physics
- Chemistry
- Mathematics
- Botany
- Zoology
- Microbiology
- Computer Science
- Industrial Chemistry

▲ 1/2 ▼

Subject

1,073 responses

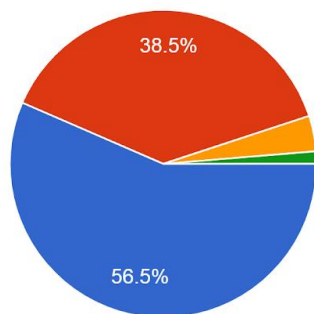


- Electronics
- Fishery
- Biotechnology
- Marathi, Hindi, English

▲ 2/2 ▼

Applicability/relevance to real life situations & local developmental needs

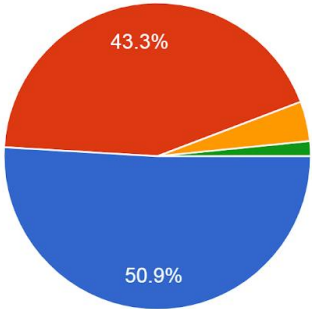
1,071 responses



- Excellent
- Good
- Average
- Below Average

Weightage given to Employability

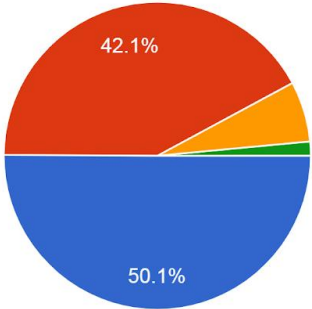
1,072 responses



- Excellent
- Good
- Average
- Below Average

Weightage given to Entrepreneurship

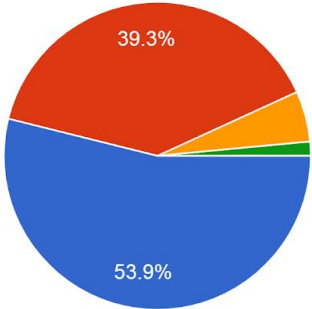
1,070 responses



- Excellent
- Good
- Average
- Below Average

Weightage given to Skill development

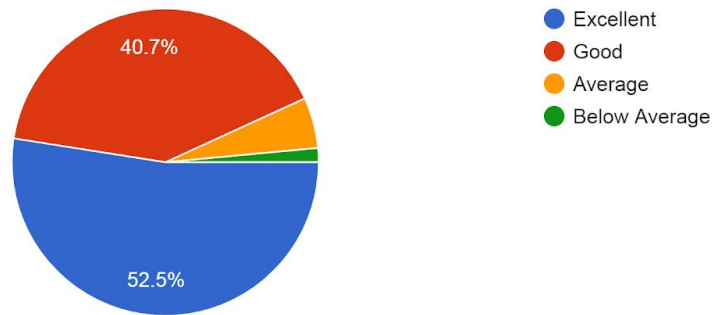
1,071 responses



- Excellent
- Good
- Average
- Below Average

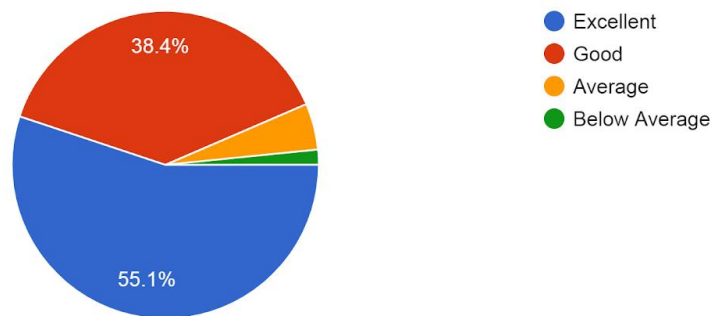
Weightage given to Project

1,069 responses



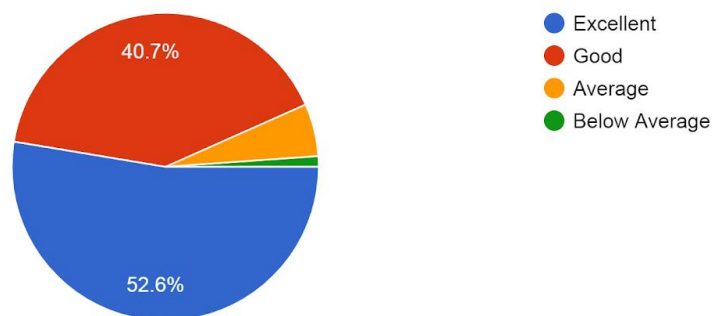
Weightage given to practical and field work component

1,069 responses



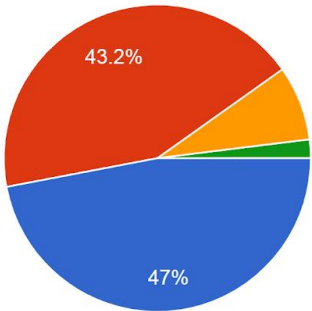
Inclusion/incorporation of latest advancements in the subject

1,070 responses



Difficulty level of course content

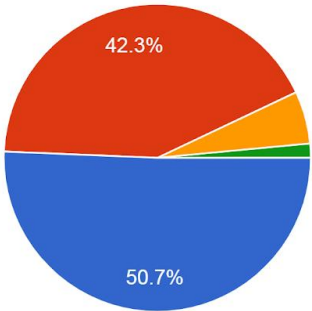
1,068 responses



- Excellent
- Good
- Average
- Below Average

Fulfillment of Learning objectives

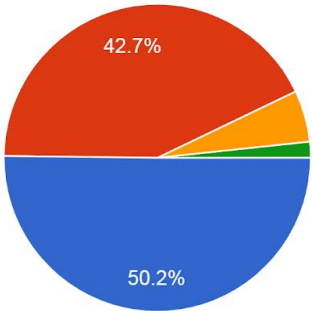
1,070 responses



- Excellent
- Good
- Average
- Below Average

Level of Course Outcomes

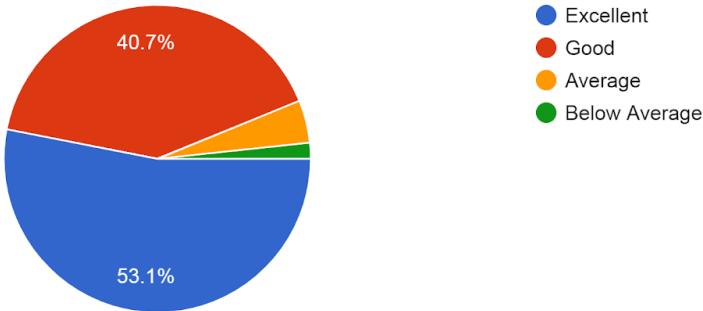
1,070 responses



- Excellent
- Good
- Average
- Below Average

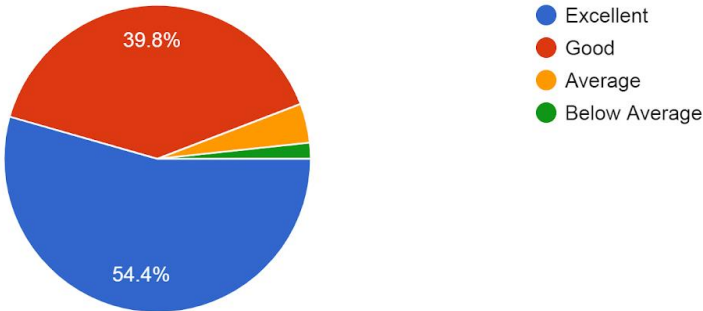
Weightage given to Learning values (in terms of knowledge, concepts, manual skills, analytical abilities and broadening perspectives)

1,070 responses



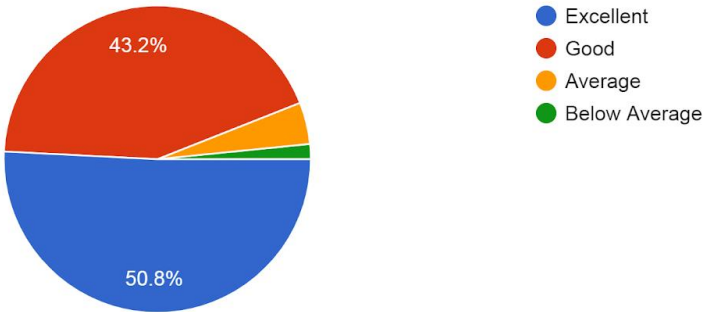
Quality, Clarity and relevance of textual reading / Reference material / Study material

1,066 responses



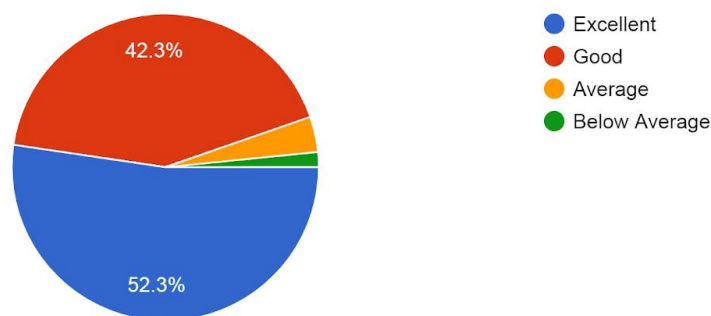
Creation of interest to pursue higher education

1,069 responses



Overall rating

1,070 responses



Respondent details


The respondents (students) are from UG and PG. 1070 students participated in the survey consisting of 14 questions.


- 1. Applicability/relevance to real life situations & local developmental needs**
38.5% of the students agreed good with the above statement and 56.5% have strongly agreed with Excellent and other respondents respond average to the relevance to real life situation and local development needs.
- 2. Weightage given to Employability**
43.3% of respondents given good response, 50.9% students given excellent response and other respondents given Average response and remaining students are neutral for employability and Entrepreneurship.
- 3. Weightage given to Entrepreneurship**
42.1% of the students expressed that courses taught here are useful for their higher studies and career planning. 50.1% of them strongly agree excellent with the above statement, other students given average response and the remaining of them are neutral.
- 4. Weightage given to Skill development**
39.3% students agreed good, 53.9% have strongly agreed excellent and 7% of respondents agreed average that courses are appropriate and relevant to the skill development.
- 5. Weightage given to Project**
40.7% of the students agreed with response good, 52.5% responded excellent and 6.5% responded Average to the above statement.
- 6. Weightage given to practical and field work component**
38.4% of respondents given good response, 55.1% students given excellent response and 7% respondents given Average response and remaining alumni are neutral for the above statement.
- 7. Inclusion/incorporation of latest advancements in the subject**
40.7% of the students responded good, 52.6% agreed with excellent and 7.5% students responded average with the latest advancements in the subject and the remaining of them are neutral.
- 8. Difficulty level of course content**
43.2% students agreed with response good, 47.0% responded excellent and 10% responded Average to difficulty level of course content.

9. Fulfillment of Learning objectives
42.3% of the students agreed good, 50.7% have agreed with excellent and 7% of respondents responded with average to learning objectives.
10. Level of Course Outcomes
42.7% of respondents given good response, 50.2% students given excellent response and 7.1% respondents given Average response and remaining students are neutral for the above statement.
11. Weightage given to Learning values (in terms of knowledge, concepts, manual skills, analytical abilities and broadening perspectives)
40.7% students agreed with response good, 53.1% responded excellent and 6.2% responded Average to the above statement.
12. Quality, Clarity and relevance of textual reading/reference material/study material.
39.8% students agreed with response good, 54.4% responded excellent and 5% responded Average to the Quality, Clarity and relevance of textual reading, reference material, study material.
13. Creation of Interest to pursue higher education.
43.2% students agreed with response good, 50.8% responded excellent and 6% responded Average to the above statement.
14. Overall rating.
Students responded overall feedback 42.3% good, 52.3% responded excellent & 5.4% responded average.

Conclusion:

The consolidated feedback report is shared at the HoD/IQAC Coordinators/ officials Meeting for further appropriate action and decision making.


IQAC coordinator
IQAC - Coordinator
Dayanand Science College,
Latur, M.S. (INDIA)


Principal
PRINCIPAL
Dayanand Science College
LATUR



Dayanand Science College, Latur

FEEDBACK ANALYSIS OF INPUT RECEIVED FROM TEACHER ON CURRICULUM

Academic Year 2020 -2021

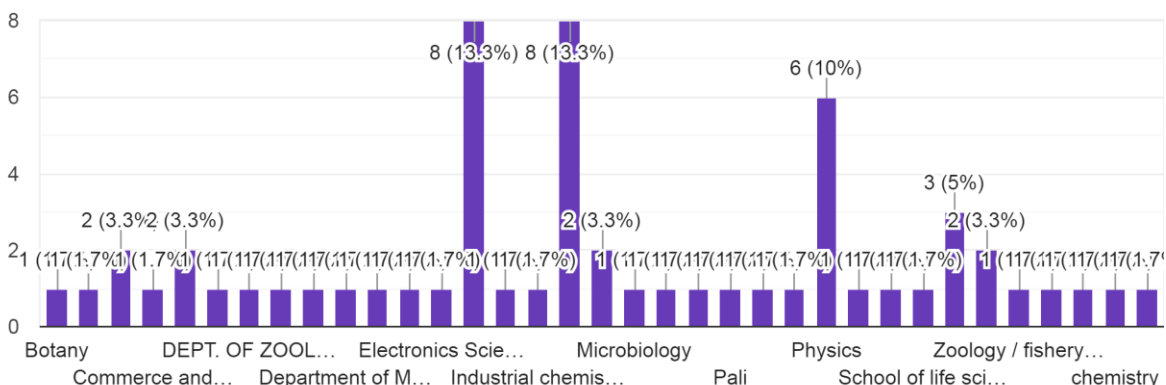
Dayanand Science College, Latur (MS), is unique, first oldest and the finest single faculty college of the region, pursuing excellence in education in several branches of Science. College has been insisting on sustaining quality in the realm of academic and administrative services. As a professional exercise, the IQAC initiates the conduct of feedback from various stakeholders. As a measure to sustain quality in all its academic and administrative tasks, the college obtains feedback from the teaching faculty. In online feedback the questionnaire includes important aspects of the curriculum like:

- Applicability/relevance to real life situations & local developmental
- Depth of the course content
- Latest advancements in the subject
- The need-based importance of the curriculum, clarity of course objectives
- The effectiveness of course contents and activities
- Teaching-learning-assessment,

Online Teacher Feedback Graphical Representation:

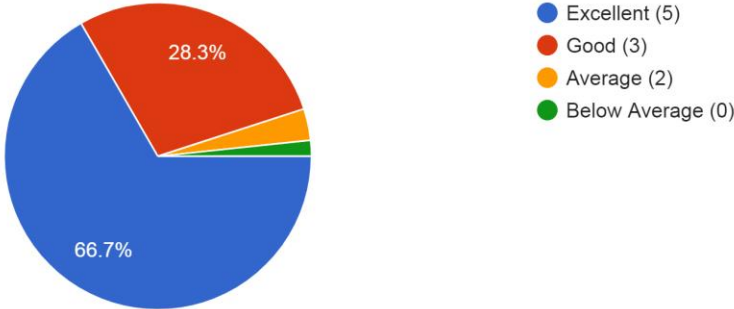
Name of Department

60 responses



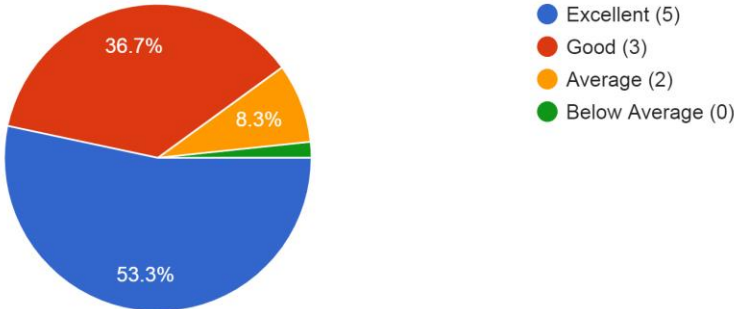
Applicability/relevance to real life situations & local developmental needs

60 responses



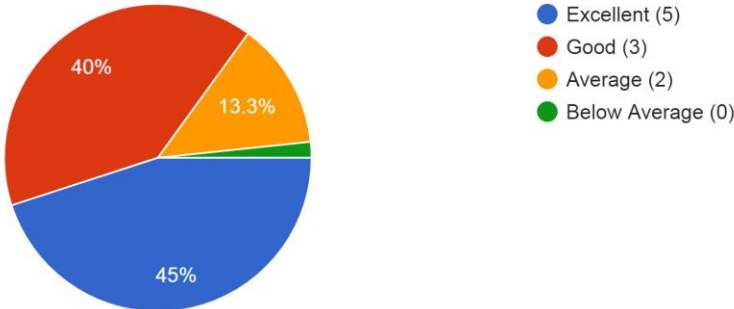
Weightage given to Employability

60 responses



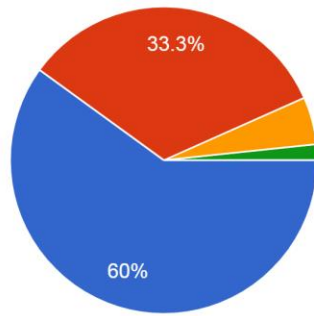
Weightage given to Entrepreneurship

60 responses



Weightage given to Skill development

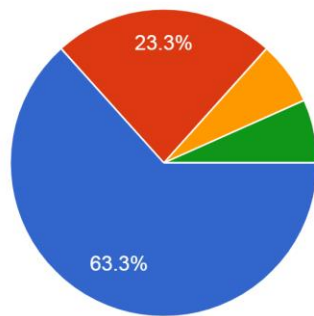
60 responses



- Excellent (5)
- Good (3)
- Average (2)
- Below Average (0)

Weightage given to Project

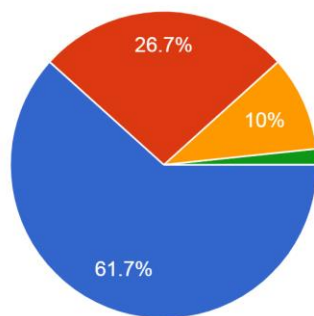
60 responses



- Excellent (5)
- Good (3)
- Average (2)
- Below Average (0)

Weightage given to practical and field work component

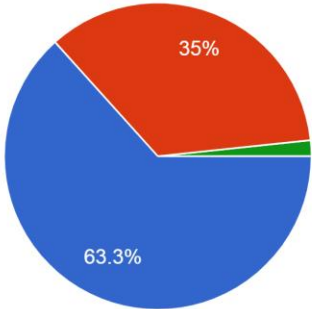
60 responses



- Excellent (5)
- Good (3)
- Average (2)
- Below Average (0)

Depth of the course content

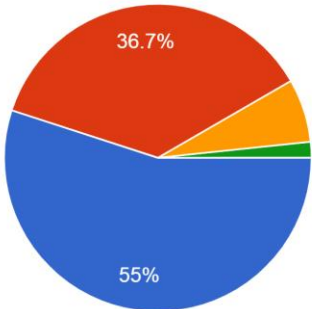
60 responses



- Excellent (5)
- Good (3)
- Average (2)
- Below Average (0)

Inclusion/incorporation of latest advancements in the subject

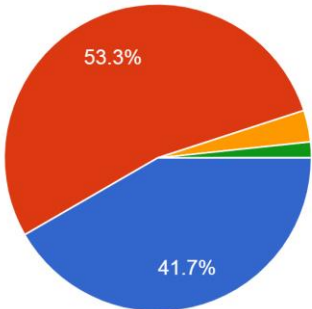
60 responses



- Excellent (5)
- Good (3)
- Average (2)
- Below Average (0)

Difficulty level of course content

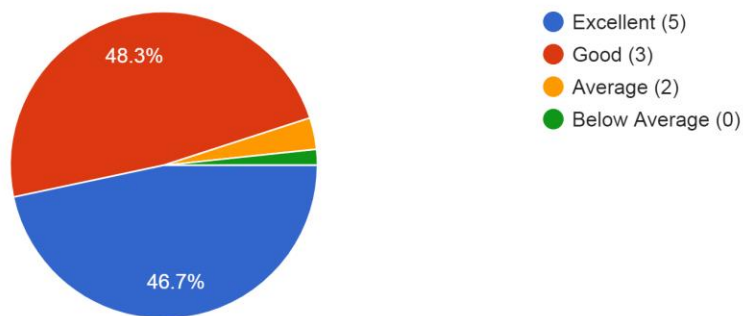
60 responses



- Excellent (5)
- Good (3)
- Average (2)
- Below Average (0)

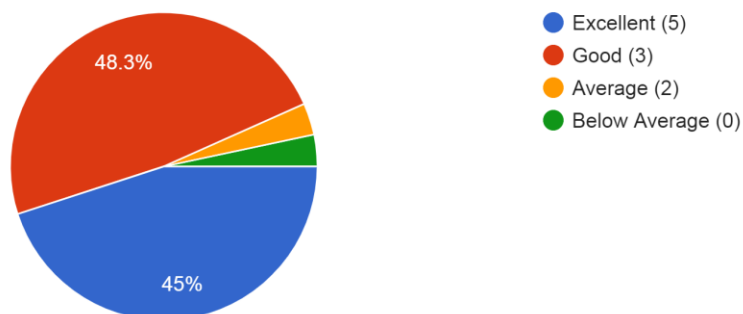
Optimization of course content

60 responses



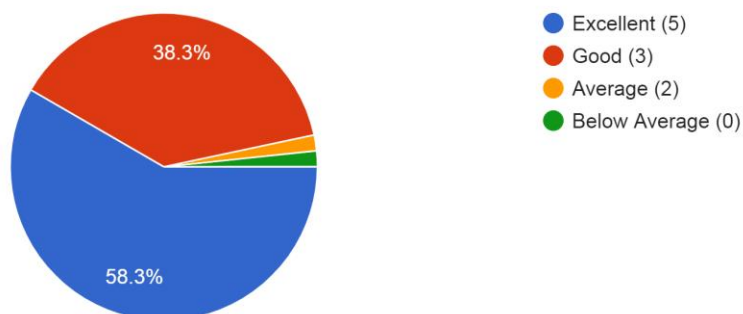
Mechanism used for development /revision of curriculum by BoS(e.g. feedback from educationalist, industry expert)

60 responses



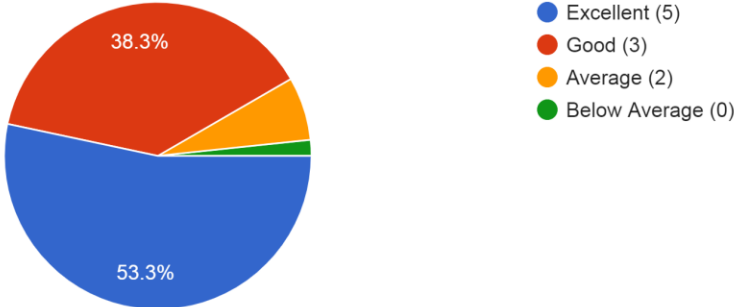
Relevance of learning objectives of the syllabus

60 responses



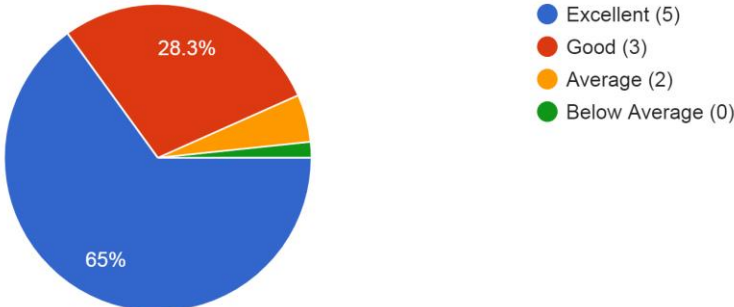
Weightage given to Learning values (in terms of knowledge, concepts, manual skills, analytical abilities and broadening perspectives)

60 responses



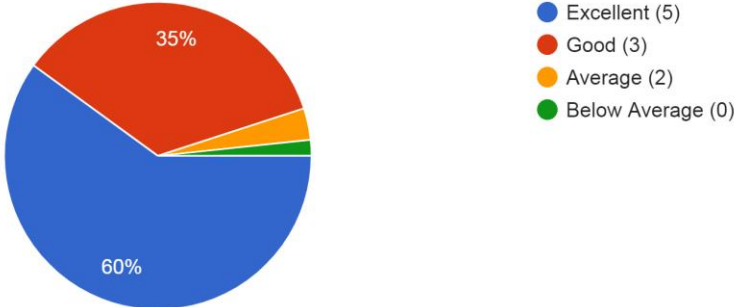
Quality, Clarity and relevance of textual reading / Reference material / Study material

60 responses



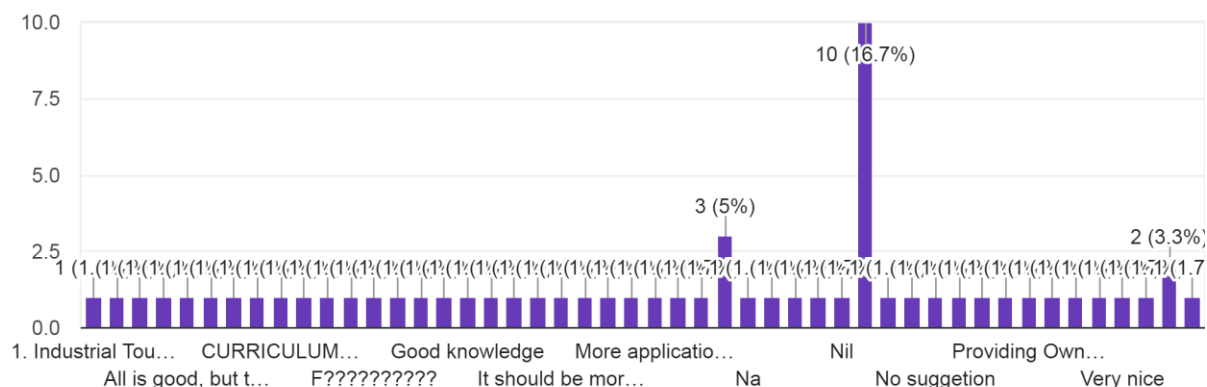
Overall rating

60 responses



Suggestions for improvement in curriculum design and development

60 responses



Respondent details

60 teachers participated in the survey consisting of 15 questions.

- 1. Applicability/relevance to real life situations & local developmental needs**
 28.3% of the teachers agreed with good and 66.7% have strongly agreed with excellent to the above and other respondents agreed to the relevance to real life situation and local development needs.
- 2. Weightage given to Employability**
 36.7% of respondents given good response, 53.3% teachers given excellent response and 8.3% respondents given average response and remaining teachers are neutral for employability.
- 3. Weightage given to Entrepreneurship**
 40% of respondents given good response, 45% teachers given excellent response and 13.3 respondents given average response for entrepreneurship.
- 4. Weightage given to Skill development**
 33.3% teachers agreed with good and 60% have strongly agreed with excellent to the above statements.
- 5. Weightage given to Project**
 23.3% of the teachers agreed with response good, 63.3% responded excellent to the project work.
- 6. Weightage given to practical and field work component**
 26.7% of respondents given good response, 61.7% teachers given excellent response and 10% responded average for the above statement.
- 7. Depth of the course content**
 35% of respondents given good response, 63.3% teachers given excellent response to the course content.

8. Inclusion/incorporation of latest advancements in the subject
36.7% teachers responded good, 55% agreed with excellent and 8% respondents responded average to latest advancements in the subject
9. Difficulty level of course content
53.3% teachers agreed with response good, 41.7% responded excellent and other respond average with the difficulty level of course content and the remaining of them are neutral.
10. Optimization of course content
48.3% teachers agreed with response good and 46.7 excellent to optimization of course content.
11. Mechanism used for development /revision of curriculum by BoS (e.g. feedback from educationalist, industry expert)
48.3% teachers agreed with good and 45% excellent to the above statement.
12. Relevance of learning objectives of the syllabus
38.3% of respondents given good response, 55% teachers given excellent response to learning objectives of the syllabus remaining teachers are neutral for the above statement.
13. Weightage given to Learning values (in terms of knowledge, concepts, manual skills, analytical abilities and broadening perspectives)
38.3% respondents agreed with response good, 53.3% responded excellent to the above statement
14. Quality, Clarity and relevance of textual reading/ Reference material/ Study material
28.3% teachers rated good, 65% agreed with excellent to Quality, Clarity and relevance of textual reading, reference material, study material.
15. Overall rating
Teachers responded overall feedback 35% good, 60% Excellent.

Conclusion:

The consolidated feedback report is shared at the HoDs/IQAC Coordinators/ officials Meeting for further appropriate action and decision making.

IQAC Coordinator
IQAC - Coordinator
Dayanand Science College,
Latur, M.S. (INDIA)

Principal
PRINCIPAL
Dayanand Science College,
LATUR



Dayanand Science College, Latur

FEEDBACK ANALYSIS OF INPUT RECEIVED FROM ALUMNI ON CURRICULUM

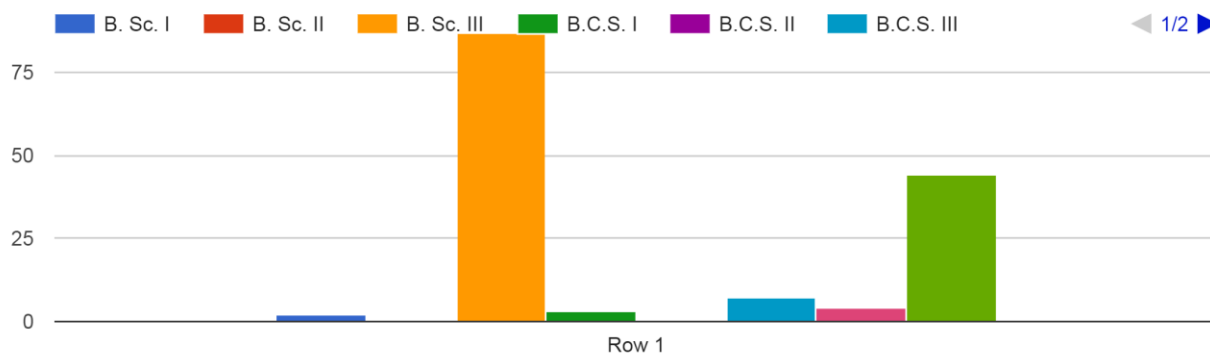
Academic Year 2020 -2021

Dayanand Science College, Latur (MS), is unique, first oldest and the finest single faculty college of the region, pursuing excellence in education in several branches of Science. College has been insisting on sustaining quality in the realm of academic and administrative services. As a professional exercise, the IQAC initiates the conduct of feedback from various stakeholders. In the alumni meet and other similar re-union meetings, the departments used the opportunity to solicit feedback from the passed out alumni on curriculum aspects which include:

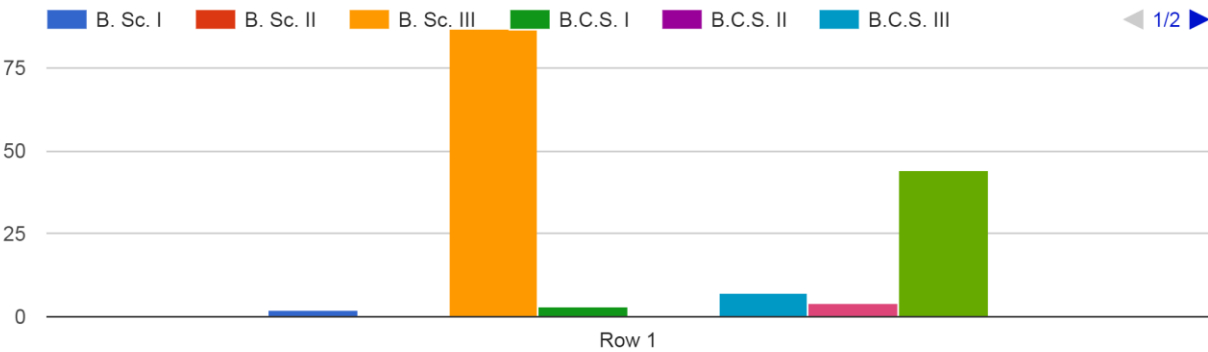
- Quality of teachers about subject knowledge, preparation and communication style
- The usefulness of the courses in terms of employment and entrepreneurship
- Mentoring and facilities to help learning, teaching, evaluation, and research.
- Fulfillment of hands on skill through project work.
- The helpfulness of higher studies and career planning
- Weightage given to Learning values and Quality, Clarity and relevance of textual reading, reference material, study material.

Online Alumni Feedback Graphical Representation:

Class and Programme studied

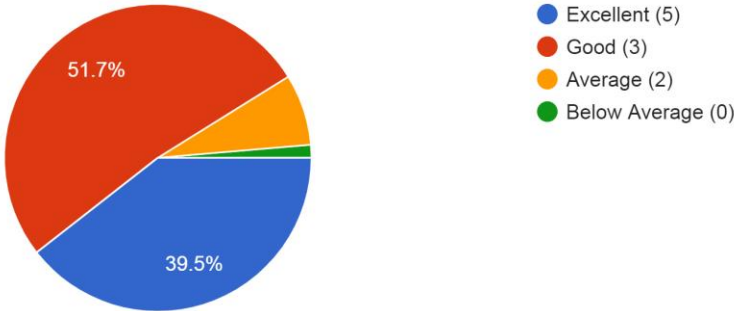


Class and Programme studied



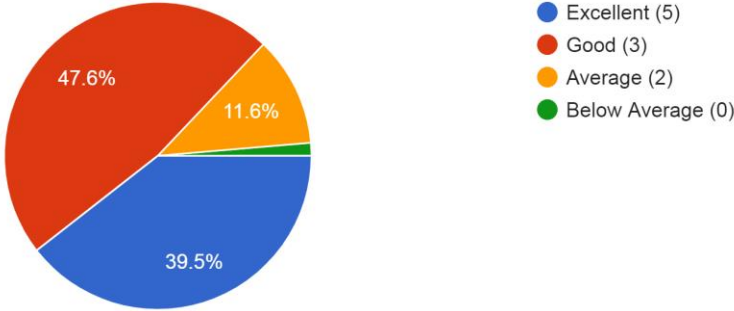
Applicability/relevance to real life situations & local developmental needs

147 responses



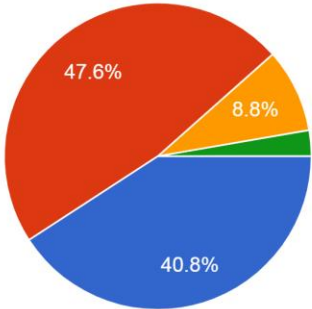
Weightage given to Employability

147 responses



Weightage given to Project

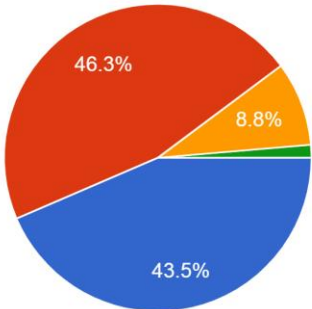
147 responses



- Excellent (5)
- Good (3)
- Average (2)
- Below Average (0)

Weightage given to practical and field work component

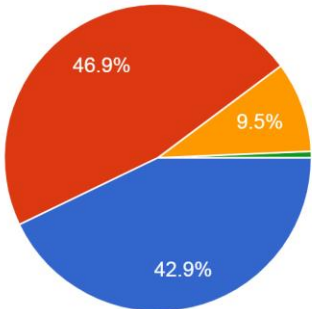
147 responses



- Excellent (5)
- Good (3)
- Average (2)
- Below Average (0)

Depth of the course content

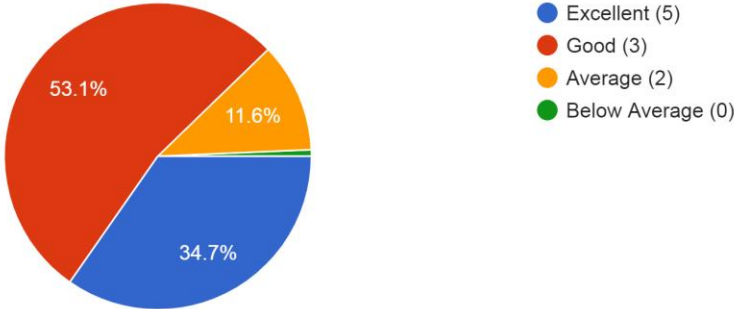
147 responses



- Excellent (5)
- Good (3)
- Average (2)
- Below Average (0)

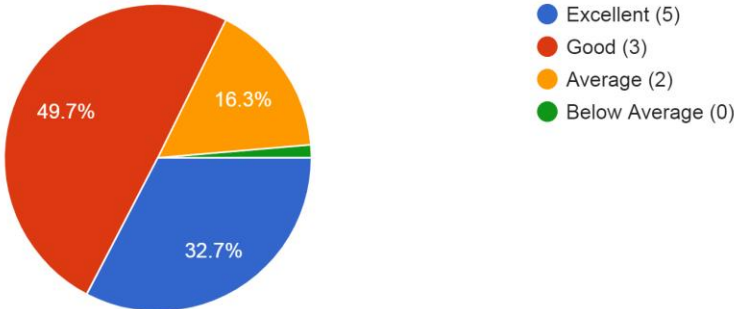
Inclusion/Incorporation of latest advancements in the subject

147 responses



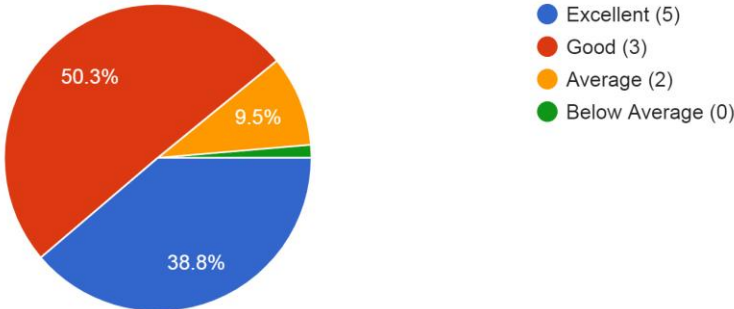
Difficulty level of course content

147 responses



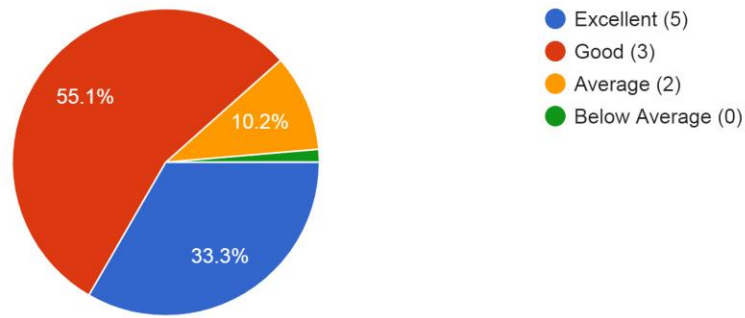
Optimization of course content

147 responses



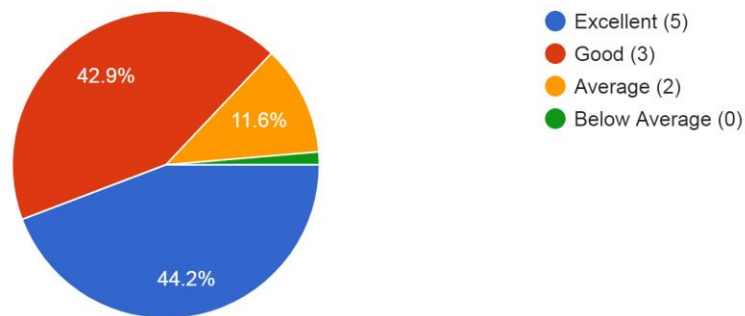
Usefulness of Curriculum at workplace

147 responses



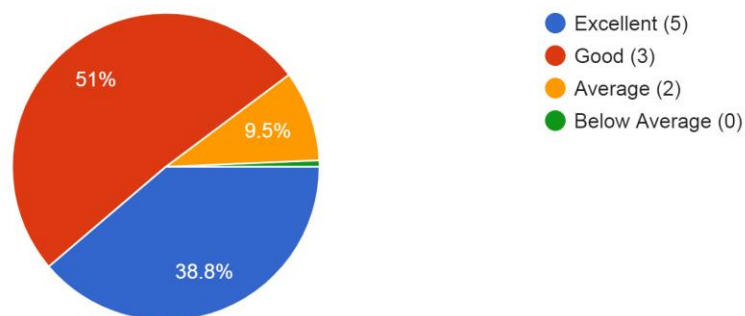
Fulfillment of Learning objectives

147 responses



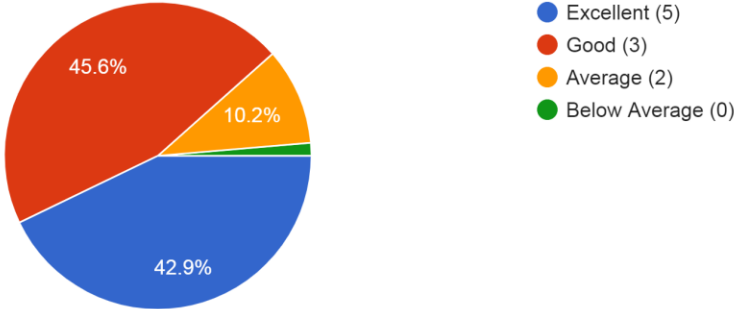
Level of Course Outcomes

147 responses



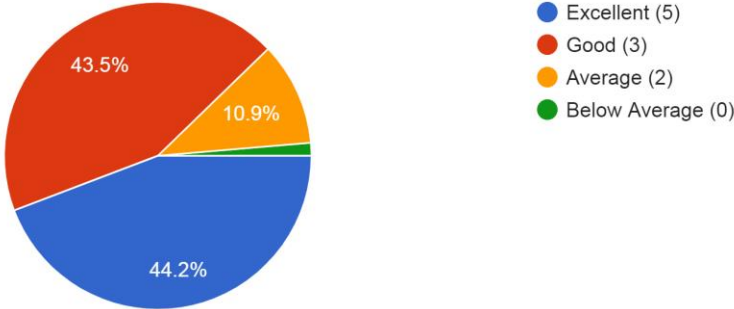
Weightage given to Learning values (in terms of knowledge, concepts, manual skills, analytical abilities and broadening perspectives)

147 responses



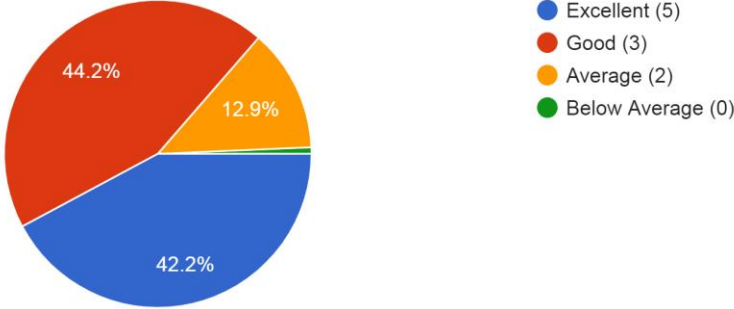
Quality, Clarity and relevance of textual reading / Reference material / Study material

147 responses



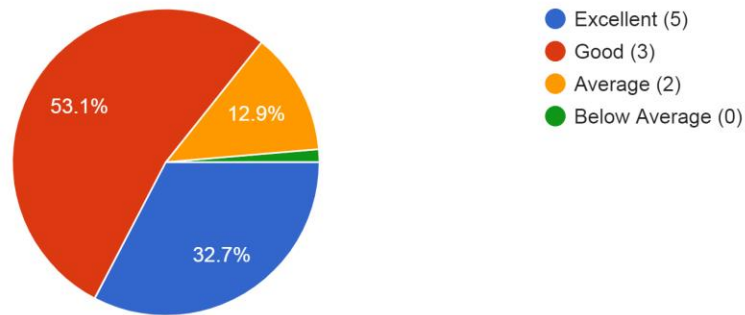
Creation of interest to pursue higher education

147 responses



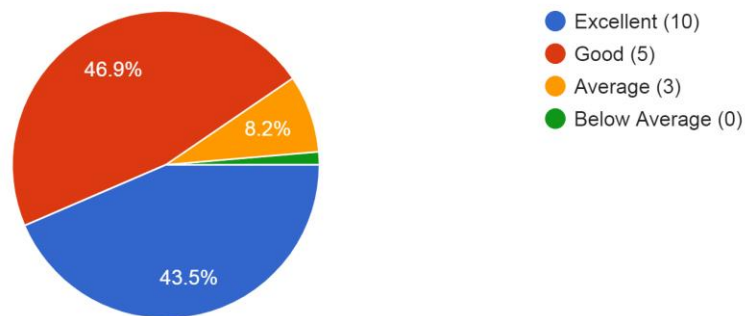
Measures to additional understanding of difficult course content to slow learners

147 responses



Overall rating

147 responses



Respondent details

The respondents are from UG and PG. 147 alumni participated in the survey consisting of 16 questions.

- 1. Applicability/relevance to real life situations & local developmental needs**
51.7% of the alumni agreed with the above statement good and 39.5% have strongly agreed with Excellent and other respondents agreed to the relevance to real life situation and local development needs.
- 2. Weightage given to Employability.**
47.6% of respondents given good response, 39.5% alumni given excellent response and 13% respondents given Average response and remaining alumni are neutral for employability and Entrepreneurship.
- 3. Weightage given to Project**
47.6% of the alumni expressed that courses taught here are useful for their higher studies and career planning. 40.8% of them strongly agreed with the above statement excellent, 8.8% alumni given average response and the remaining of them are neutral.


4. Weightage given to practical and field work component
46.3% of the alumni agreed with the above statement good and 43.5% have strongly agreed with excellent. 8.8% of respondents agreed that courses are appropriate and relevant of the programmes.
5. Depth of the course content
46.9% of the alumni agreed with response good, 42.9% responded excellent and 9.5% responded average to courses content.
6. Inclusion/Incorporation of latest advancements in the subject
53.1% of respondents given good response, 34.7% alumni given excellent response and 11.6% Respondents given average response and remaining alumni are neutral for the above statement.
7. Difficulty level of course content.
49.7% of the alumni responded good, 32.7% agreed with excellent and 16.3% alumni responded average with the difficulty level of course content and the remaining of them are neutral.
8. Optimization of course content
50.3% of the alumni agreed with response good, 38.8% responded excellent and 9.5% responded average to optimization of course content.
9. Usefulness of Curriculum at workplace
55.1% of the alumni agreed with the above statement good and 33.3% have agreed with excellent. 10.2% of respondents responded with average to curriculum at workplace.
10. Fulfillment of Learning objectives
42.9% of respondents given good response, 44.2% alumni given excellent response and 11.6% respondents given average response and remaining alumni are neutral for the above statement.
11. Level of Course Outcomes
51% of the alumni agreed with response good, 38.8% responded excellent and 9.5% responded average to the above statement.
12. Weightage given to Learning values (in terms of knowledge, concepts, manual skills, analytical abilities and broadening perspectives)
45.6% of the alumni rated good, 42.9% agreed with excellent and 10.2% responded average to learning value.
13. Quality, Clarity and relevance of textual reading / Reference material / Study material
The 43.5% alumni have rated good, 44.2 % responded excellent and 10.9% alumni given average response to above statement.
14. Creation of interest to pursue higher education
44.2% of the alumni expressed that courses taught here are useful for their higher studies and career planning. 42.2% of them strongly agreed with the above statement and 12.9% alumni given average response.

15. Measures to additional understanding of difficult course content to slow learners
53.1% respondents rates good for helping slow learners, 32.7% and 12.9% respondents have rated as excellent and average respectively.
16. Overall rating
Alumni responded overall feedback 46.9% good, 43.5 Excellent and 8.2% averages.

Conclusion:

The consolidated feedback report is shared at the HoDs/IQAC Coordinators/ officials Meeting for further appropriate action and decision making.


IQAC coordinator
IQAC - Coordinator
Dayanand Science College,
Latur, M.S. (INDIA)


Principal
PRINCIPAL
Dayanand Science College
LATUR



Dayanand Science College, Latur

FEEDBACK ANALYSIS OF INPUT RECEIVED FROM EMPLOYER ON CURRICULUM

Academic Year 2020 -2021

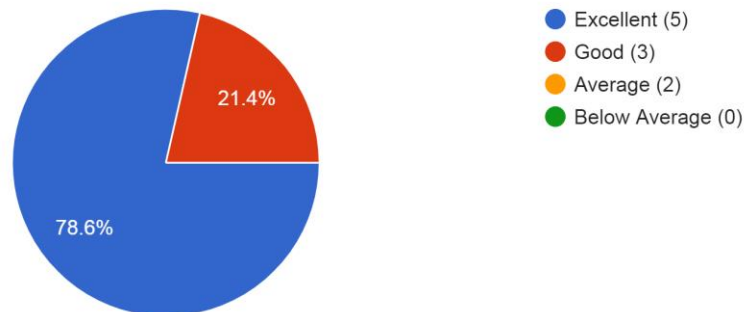
Dayanand Science College, Latur (MS), is unique, first oldest and the finest single faculty college of the region, pursuing excellence in education in several branches of Science. College has been insisting on sustaining quality in the realm of academic and administrative services. As a professional exercise, the IQAC initiates the conduct of feedback from various stakeholders. IQAC collects feedback at random from them and they express their views objectively on the employability skills of the students appearing for the Placement/Campus Interview. The questionnaire includes important and specific aspects like:

- Incorporation of component about development of ability to manage/leadership qualities
- Usage of Curriculum for development of human resource at industry/workplace
- Activities like an internship, field visit, and guest lectures
- Development of Innovativeness and creativity
- Course content is relevant and need-based

Online Employer Feedback Graphical Representation:

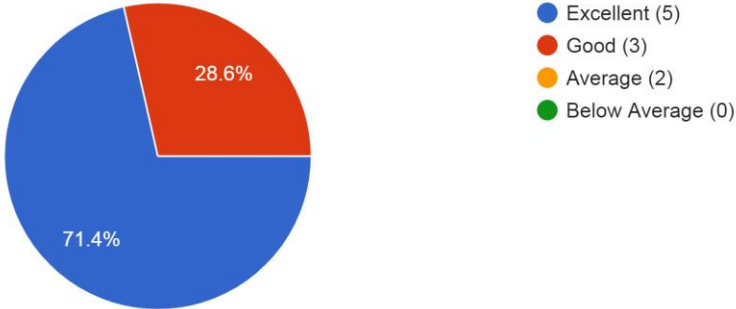
Innovativeness and creativity

14 responses



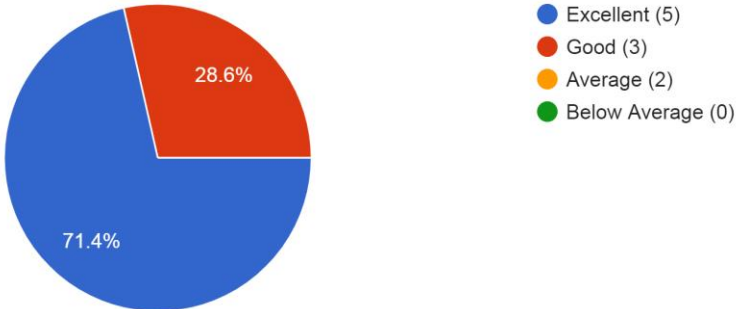
Weightage given to Employability / entrepreneurship/Skilldevelopment

14 responses



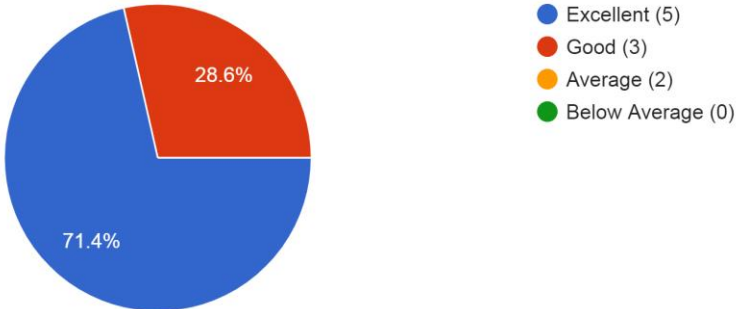
Weightage given to practical, field work component

14 responses



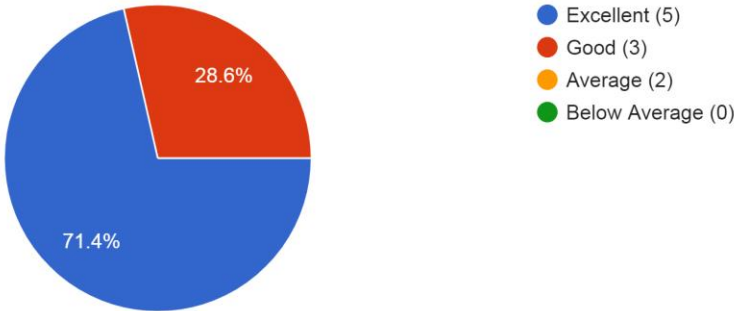
Depth of the course content

14 responses



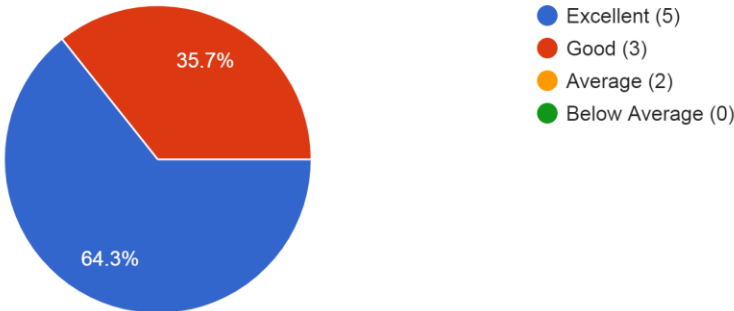
Incorporation of component about development of ability to manage/leadership qualities

14 responses



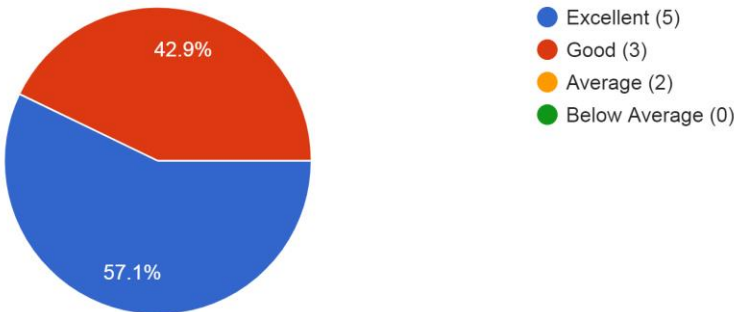
Weightage given to Learning values (in terms of knowledge, concepts, manual skills, analytical abilities and broadening perspectives)

14 responses



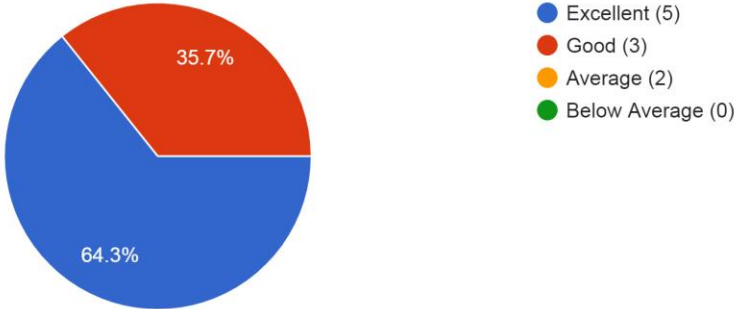
Quality, Clarity and relevance of textual reading / Referencematerial / Study material

14 responses



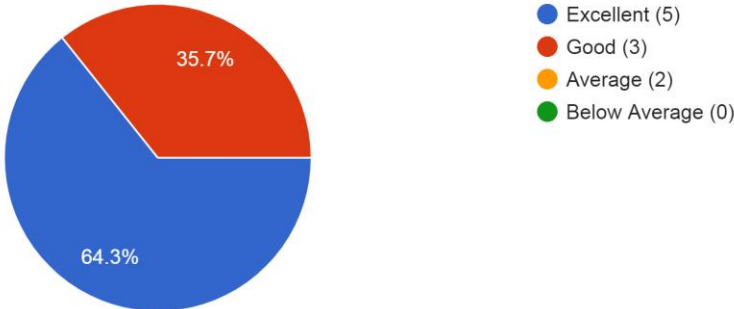
Usage of Curriculum for development of human resource at your industry/workplace

14 responses



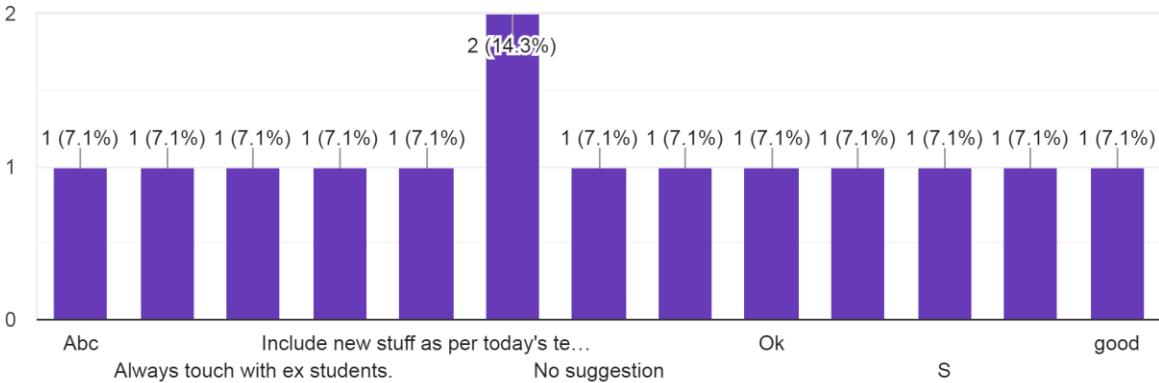
Overall rating

14 responses



Suggestions for improvement in curriculum design and development

14 responses




Respondent details


14 employers participated in the online survey consisting of 9 online questionnaire's.

1. Innovativeness and creativity
21.4% of the employers agreed with good and 78.6% have responded excellent to the above statement.
2. Weightage given to Employability/entrepreneurship/Skill development
28.6% of respondents given good response, 71.4% employers given excellent response and 20% respondents given Average response to employability and Entrepreneurship.
3. Weightage given to practical, field work component
28.6% of the employers expressed good, 71.4% of them strongly agreed with excellent to the above statement, and the remaining of them are neutral.
4. Depth of the course content
28.6% of the employees agreed with the above statement and 71.4% have strongly agreed with the above that courses are appropriated and relevant of the programmes.
5. Incorporation of component about development of ability to manage/leadership qualities.
28.6% employers agreed with good, 71.4% have strongly agreed with the above and 40% of respondents agreed about development of ability to manage/leadership qualities.
6. Weightage given to Learning values (in terms of knowledge, concepts, manual skills, analytical abilities and broadening perspectives)
35.7% of the employees agreed with response good, 64.3% respond excellent to Learning values.
7. Quality, Clarity and relevance of textual reading / Reference material/study material
42.9% of respondents given good response, 57.1% employers given excellent response and 20% respondents given Average response to the above statement.
8. Use of Curriculum for development of human resource at your industry/workplace
35.7% of the employers responded good, 64.3% agreed with excellent and 40% responded average with the development of human resource at your industry/workplace.
9. Overall Rating
35.7% of employers agreed with response good, 64.3% responded excellent to overall rating.

Conclusion:

The consolidated feedback report is shared at the HoDs/IQAC Coordinators/ officials Meeting for further appropriate action and decision making.


IQAC coordinator
IQAC - Coordinator
Dayanand Science College,
Latur, M.S. (INDIA)


Principal
PRINCIPAL
Dayanand Science College
LATUR